








Make an Apple Bird Feeder

You will need

-  A soft apple
-  Apple corer or skewer
-  Sunflower seeds (in shells)
-  Two short sticks (5cm) and one longer stick (8cm)
-  String



1

Ask an adult to core the apple or make a hole through the middle.



2

Push sunflower seeds into the apple and make bird perches by poking the two smaller sticks into the bottom half of the apple.



3

Thread the string through the hole in the apple and tie to the longer stick.



4

Tie the string to a tree and wait for bird action.